



District Report Card: 2017


State: Nagaland	District: Mon
Class: 8	Subject: Mathematics
Schools: 19	Students: 248


Participation/Coverage


Students

<div>GENDER</div> <div></div>	Boys		Girls	
	Number	%	Number	%
	79	31.85	169	68.15

<div>AREA</div> <div></div>	Rural		Urban	
	Number	%	Number	%
	200	80.65	48	19.35

<div>CATEGORY</div> <div></div>	SC		ST		OBC		GEN	
	Number	%	Number	%	Number	%	Number	%
	4	1.61	241	97.18	3	1.21	0	0.00

<div>CWSN</div> <div></div>	LD	VI	HI	S&LD	ID	Oth
	1	1	0	1	0	0

<div>Management</div> <div></div>	Government		Government-aided	
	Number	%	Number	%
	248	100.00	0	0.00

Average Performance of Students in Mathematics (%)

Overall	Gender		Area		Management		Social Group			
	Male	Female	Rural	Urban	Govt.	Aided	SC	ST	OBC	GEN
34.87	34.68	34.95	36.13	29.58	34.87	0.00	18.33	35.27	24.44	0.00

Performance on Learning Outcomes (LOs)

Learning Outcomes	Description	Average Performance(%)
M601	Solves problems involving large numbers by applying appropriate operations	40.80
M606	Solves problems on daily life situations involving addition and subtraction of fractions / decimals	36.80
M620	Finds out the perimeter and area of rectangular objects in the surroundings like floor of the class room, surfaces of a chalk box etc.	28.15
M621	Arranges given/collected information in the form of table, pictograph and bar graph and interprets them	30.40
M702	Interprets the division and multiplication of fractions	31.45
M705	Solves problems related to daily life situations involving rational numbers	46.37
M706	Uses exponential form of numbers to simplify problems involving multiplication and division of large numbers	25.20
M707	Adds/subtracts algebraic expressions	41.13
M710	Solves problems related to conversion of percentage to fraction and decimal and vice versa	21.95
M717	Finds out approximate area of closed shapes by using unit square grid/graph sheet	35.20
M719	Finds various representative values for simple data from her/his daily life contexts like mean, median and mode	38.34
M721	Interprets data using bar graph	52.85
M801	Generalizes properties of addition, subtraction, multiplication and division of rational numbers through patterns	39.02
M802	Finds rational numbers between two given rational numbers	31.71
M803	Proves divisibility rules of 2, 3, 4, 5, 6, 9 and 11	33.60
M804	Finds squares, cubes, square roots and cube roots of numbers using different methods	35.77
M808	Uses various algebraic identities in solving problems of daily life	34.15
M812	Verifies properties of parallelogram and establishes the relationship between them through reasoning	20.91
M818	Finds surface area and volume of cuboidal and cylindrical object	29.27
M819	Draws and interprets bar charts and pie charts	49.60

Range of Performance of Students who Answered Correctly							
Below 30%		30% - 50%		50% - 75%		Above 75%	
Number	%	Number	%	Number	%	Number	%
108	43.55	98	39.52	39	15.73	3	1.21

Lowest Performing Learning Outcomes (LOs)

- 1 - Verifies properties of parallelogram and establishes the relationship between them through reasoning (20.91)
- 2 - Solves problems related to conversion of percentage to fraction and decimal and vice versa (21.95)
- 3 - Uses exponential form of numbers to simplify problems involving multiplication and division of large numbers (25.20)

4 - Finds out the perimeter and area of rectangular objects in the surroundings like floor of the class room, surfaces of a chalk box etc. (28.15)

5 - Finds surface area and volume of cuboidal and cylindrical object (29.27)